
























# CROCHET SYMBOLS & DIRECTIONS CHART

The symbols listed below are the standard crochet symbols and abbreviations. When possible the names are given for each symbol with both US and UK terminology. Please refer to your pattern key for any additional symbol directions.

 Chain (ch) Chain (ch)	 dc3tog tr3tog	 2 crossed dc 2 crossed tr
 Slip stitch (sl st) Slip stitch (sl st)	 3 dc cluster 3 tr cluster	 2 crossed dc with chain 2 crossed tr with chain
 Single crochet (sc) Double crochet (dc)	 3 hdc cluster, puff, bobble 3 tr cluster, puff, bobble	 Decrease in dc Decrease in tr
 Half double crochet (hdc) Half treble crochet (htr)	 5 dc popcorn 5 tr popcorn	 2 stitch decrease in dc 2 stitch decrease in tr
 Double crochet (dc) Treble crochet (tr)	 5 dc shell 5 tr shell	 3 chain arch 3 chain arch
 Treble crochet (tr) Double Treble crochet (dtr)	 ch 3 picot ch 3 picot	 5 chain arch 5 chain arch
 Double treble crochet (dtr) Treble treble crochet (trtr)	 Front post dc (FPdc) Front post tr (FPtr)	 Joining bar Joining bar
 sc2tog dc2tog	 Back post dc (BPdc) Back post tr (BPtr)	 Direction of work Direction of work
 sc3tog dc3tog	 Work in back loop only* Work in back loop only*	 Beginning of work Beginning of work
 dc2tog tr2tog	 Work in front loop only* Work in front loop only*	 End or bind off End or bind off

\*symbol appears at the base of stitch being worked

## CROCHET ABBREVIATIONS & TERMS

beg = beginning  
bg = block  
cc = contrast color  
ch = chain  
dc = double crochet  
dec = decrease  
dtr = double treble crochet

hdc = half double crochet  
htr = half treble crochet  
inc = increase  
rep = repeat  
rnd = round  
sc = single crochet  
sl st = slip stitch

sp(s) = space(s)  
st(s) = stitch(es)  
tog = together  
tr = treble crochet  
tr tr = treble treble crochet  
ws = wrong side  
yo = yarn over

[ ] = work instructions within brackets as many times as directed  
( ) = work instructions within parentheses as many times as directed  
\* = repeat the instructions following the single asterisk as directed  
\* \* = repeat the instructions between the asterisks as many times as directed